



# FY24 COMMUNITY IMPACT REPORT

July 2023 - June 2024

Providing dignified access to nutritious food, personal care items, & household goods for MA residents

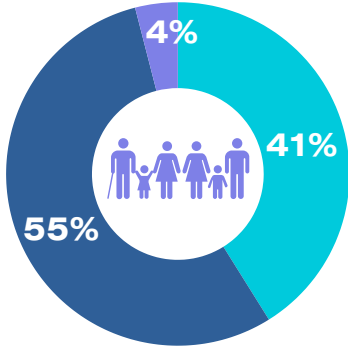
## WHO WE SERVE

# 26,182

Client visits have risen **31%** over FY23 and **109%** over FY22

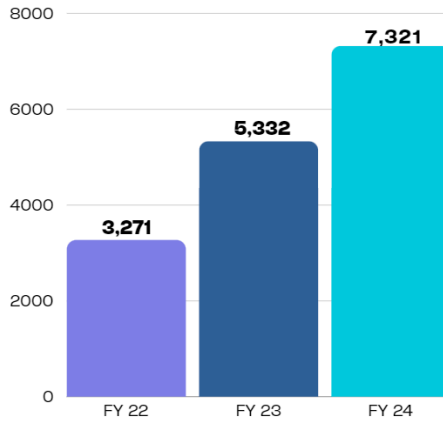
### Client Visits

Children Adults Seniors



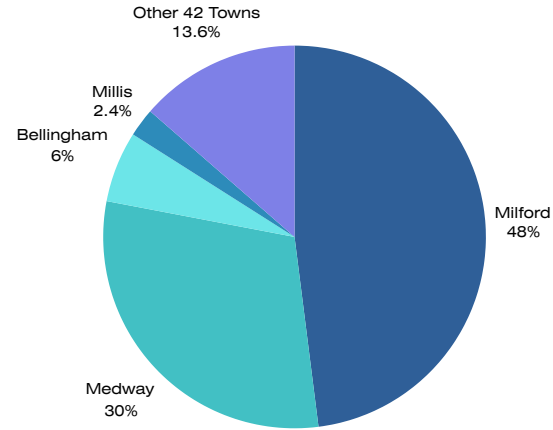
**41%** of the mouths we feed are children.

### Household Visits



**1/3** of households shopped only one time

**53%** of households were new in past 12 mos.

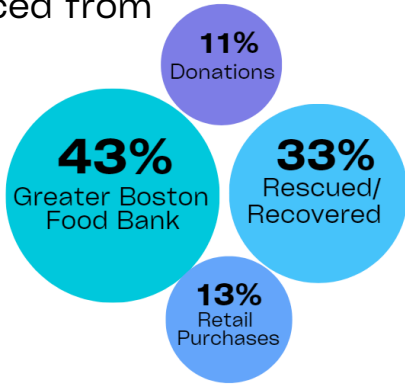


## WHAT WE PROVIDE

# 284,240 lbs. ~ 237,000 Meals

**49%** over FY23

sourced from



**75,000+** Diapers distributed

Medway Public Schools families received **1,268** custom grocery orders

## THANKS TO OUR TEAM



**16+**  
Community Partners



**414**  
Volunteers



**8,901**  
Hours



**6**  
Local Farms & Growers